

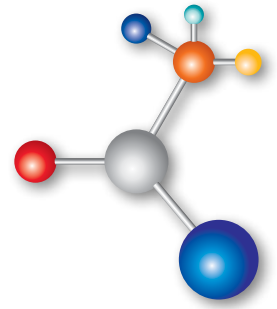


# Plastic Bottom Deck Spacer



## Description

The bottom deck spacer has been designed to support both mesh and large bars in suspended decks, precast beams and panels, and tilt-up applications. As an alternative to wire chairs and concrete blocks in several applications, the bottom deck spacers are lighter, offer dual heights and have no rust problems.

Strong and stable, the spacers have 5 small dimples that ensure minimal form contact. The dimples also allow for tie wire to be placed under the spacer for fixing reo if required.

Having supports for the reo with no clips means one spacer fits all common reo size, saves steel-fixing time in horizontal applications, and the strain on hands pushing clips continually.

## Size Availability

All bottom deck spacers are combination – (dual heights).

15/20mm, 25/30mm, 35/40mm and 45/50mm.

\* For heights over 50mm and up to 220mm, the Novabone, Topdeck, B Panel & Deck Chair range are also available.

## Ideal for:

- Suspended Decks and Beams
- Tilt-Up Panels
- Precast Panels and Beams
- Blinding Concrete



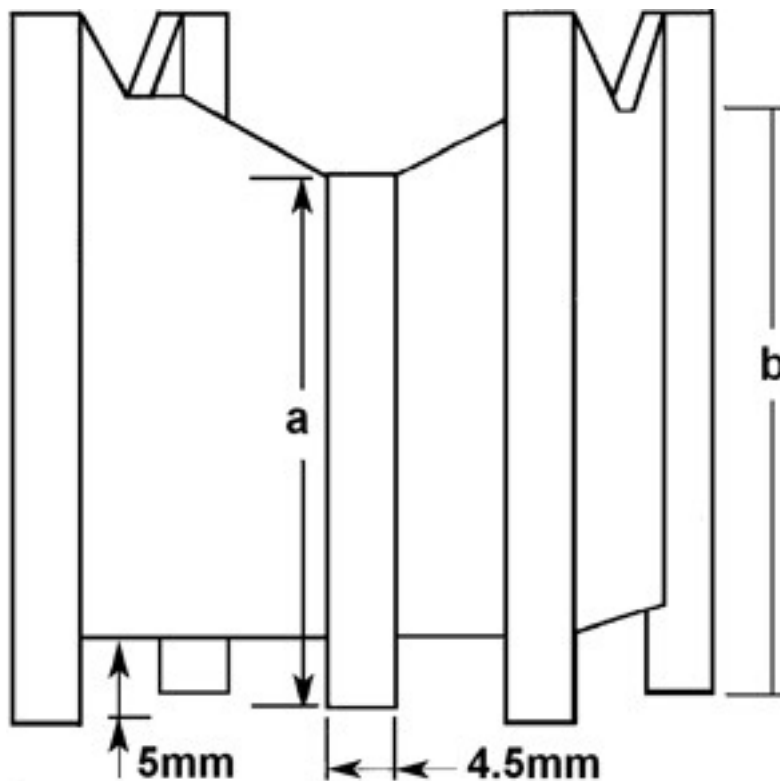
# Plastic Bottom Deck Spacer

## DIMENSIONS

PRODUCT CODE	HEIGHT		Mass Per Bag Kg
	a	b	
BPDS 15/20	15	20	0.7
BPDS 25/30	25	30	1.1
BPDS 35/40	35	40	1.6
BPDS 45/50	45	50	1.9

All dimensions are nominal and expressed in millimetres.

All sizes are packed in bags of 100 and pallet quantities of 5,000 pieces.



Refer to Novabone page for heavy duty bottom deck spacers.